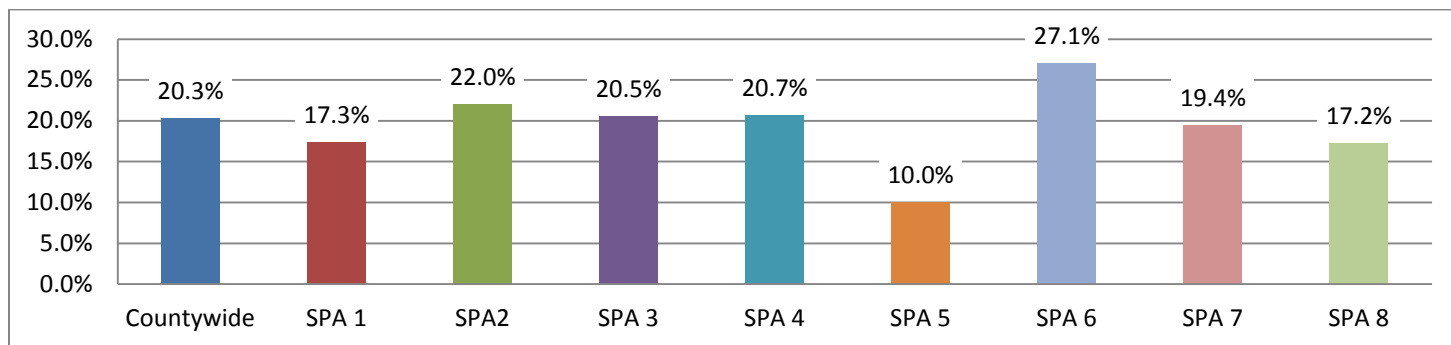


# Baby's Sleep Environment: Sleeps on his/her side

The 2007 LAMB Survey asked mothers how they put their new baby down to sleep most of the time.

## A. By Service Planning Area (SPA)



## B. By Maternal Characteristic (%)

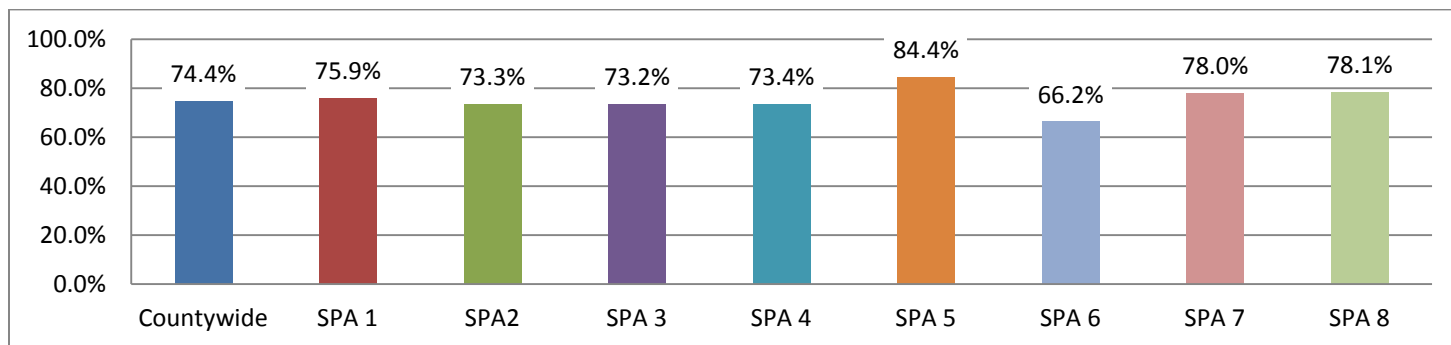
		%	95% CI		Survey Respondents	Estimated County total
<b>Countywide</b>		20.3	18.8	21.9	1,099	24,947
<b>Race/Ethnicity</b>	White	11.2	9.2	13.2	182	2,548
	Hispanic	24.6	22.2	27.0	494	18,137
	Black	17.4	14.6	20.2	186	1,658
	Asian/PI	15.8	13.3	18.2	189	2,417
<b>Maternal Age</b>	<20 Years old	30.4	27.3	33.6	338	3,104
	20-24 years old	25.1	20.8	29.4	156	5,872
	25-34 years old	19.0	16.8	21.2	445	12,159
	35+ years old	15.3	12.3	18.2	160	3,813
<b>Household Income</b>	<\$20,000	25.9	22.6	29.1	370	9,119
	\$20,000-\$39,999	22.2	18.4	26.0	209	5,241
	\$40,000-\$59,999	13.9	9.5	18.3	82	1,584
	\$60,000-\$99,999	9.7	6.9	12.5	88	1,347
	\$100,000 and more	7.0	4.9	9.2	65	1,203
<b>Marital Status</b>	Married	16.0	14.2	17.9	447	11,238
	Never Married-Living together	26.6	23.2	29.9	369	8,900
	Unmarried/Not living with partner	24.8	20.7	28.8	270	4,410
<b>Education</b>	Less than High School	33.7	29.6	37.9	330	9,315
	High School	21.6	18.2	24.9	273	6,186
	Greater than High School	13.9	12.1	15.6	457	8,829
<b>Birth Outcome</b>	Preterm	23.1	17.4	28.7	97	2,562
	Low Birth Weight	23.6	17.4	29.8	81	2,134

Note: Unmarried/Not living with a partner includes divorced, widowed, separated and never married living apart.

# Baby's Sleep Environment: Sleeps on his/her back

The 2010 LAMB Survey asked mothers how they put their new baby down to sleep most of the time.

## A. By Service Planning Area (SPA)



## B. By Maternal Characteristic (%)

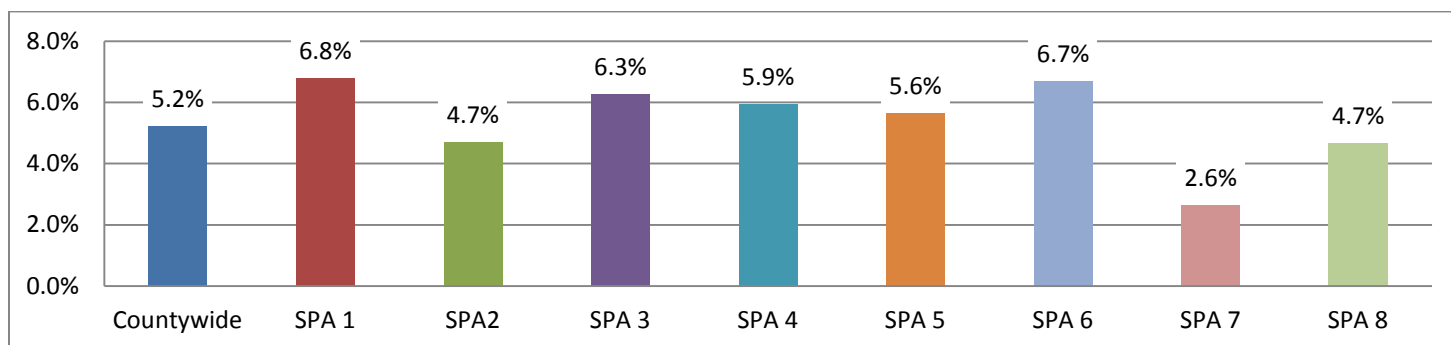
		%	95% CI		Survey Respondents	Estimated County total
<b>Countywide</b>		74.4	72.8	76.1	4,575	91,298
<b>Race/Ethnicity</b>	White	82.8	80.5	85.1	1,351	18,768
	Hispanic	72.2	69.7	74.7	1,395	53,286
	Black	63.8	60.3	67.3	647	6,082
	Asian/PI	78.8	76.1	81.5	920	12,090
<b>Maternal Age</b>	<20 Years old	63.6	60.4	66.8	781	6,493
	20-24 years old	69.0	64.5	73.5	563	16,178
	25-34 years old	76.1	73.8	78.4	2,180	48,748
	35+ years old	79.6	76.5	82.8	1,051	19,880
<b>Household Income</b>	<\$20,000	68.2	64.7	71.6	1,103	24,044
	\$20,000-\$39,999	72.7	68.7	76.6	712	17,168
	\$40,000-\$59,999	78.6	73.6	83.7	427	8,948
	\$60,000-\$99,999	85.4	82.1	88.7	689	11,845
	\$100,000 and more	87.3	84.7	89.9	940	14,969
<b>Marital Status</b>	Married	78.9	76.9	80.9	2,723	55,283
	Never Married-Living together	68.2	64.8	71.7	1,080	22,851
	Unmarried/Not living with partner	69.1	64.9	73.3	735	12,309
<b>Education</b>	Less than High School	62.7	58.5	66.9	674	17,317
	High School	72.1	68.6	75.7	896	20,701
	Greater than High School	80.6	78.7	82.5	2,825	51,362
<b>Birth Outcome</b>	Preterm	71.2	65.4	77.1	377	7,909
	Low Birth Weight	71.8	65.3	78.3	296	6,496

Note: Unmarried/Not living with a partner includes divorced, widowed, separated and never married living apart.

# Baby's Sleep Environment: Sleeps on his/her stomach

The 2010 LAMB Survey asked mothers how they put their new baby down to sleep most of the time.

## A. By Service Planning Area (SPA)



## B. By Maternal Characteristic (%)

		%	95% CI		Survey Respondents	Estimated County total
<b>Countywide</b>		5.2	4.5	5.9	460	6,394
<b>Race/Ethnicity</b>	White	5.9	4.6	7.3	104	1,346
	Hispanic	3.2	2.2	4.1	68	2,343
	Black	18.8	15.9	21.6	193	1,789
	Asian/PI	5.4	4.0	6.8	74	835
<b>Maternal Age</b>	<20 Years old	6.0	4.6	7.4	94	613
	20-24 years old	5.9	3.9	7.9	75	1,385
	25-34 years old	4.9	3.9	5.8	204	3,126
	35+ years old	5.1	3.7	6.5	87	1,269
<b>Household Income</b>	<\$20,000	6.0	4.5	7.5	148	2,112
	\$20,000-\$39,999	5.1	3.5	6.8	75	1,212
	\$40,000-\$59,999	7.4	4.4	10.5	52	846
	\$60,000-\$99,999	4.9	3.0	6.8	51	678
	\$100,000 and more	5.7	4.0	7.3	68	975
<b>Marital Status</b>	Married	5.1	4.1	6.0	209	3,545
	Never Married-Living together	5.2	3.8	6.6	126	1,732
	Unmarried/Not living with partner	6.1	4.7	7.5	121	1,093
<b>Education</b>	Less than High School	3.5	2.2	4.9	65	980
	High School	6.3	4.5	8.1	115	1,807
	Greater than High School	5.5	4.6	6.4	270	3,532
<b>Birth Outcome</b>	Preterm	5.7	3.4	8.0	51	631
	Low Birth Weight	*4.6	1.9	7.3	30	417

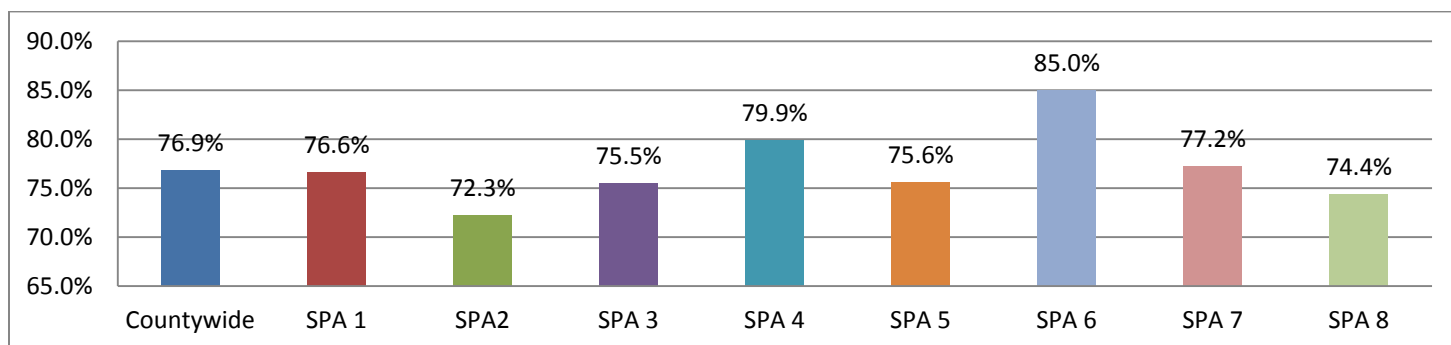
Note: Unmarried/Not living with a partner includes divorced, widowed, separated and never married living apart.

\*Signifies that estimate is statistically unstable (relative standard error > 25%) and therefore may not be appropriate to use for planning or policy purposes.

# Baby's Sleep Environment: Ever slept with another person

The 2010 LAMB Survey asked mothers how often their new baby sleeps in the same bed with them or anyone else.

## A. By Service Planning Area (SPA)



## B. By Maternal Characteristic (%)

		%	95% CI		Survey Respondents	Estimated County total
<b>Countywide</b>		76.9	75.3	78.4	5,065	99,899
<b>Race/Ethnicity</b>	White	65.9	63.1	68.8	1,122	15,194
	Hispanic	78.0	75.7	80.2	1,713	62,039
	Black	87.1	84.7	89.5	974	9,027
	Asian/PI	80.3	77.7	83.0	983	12,548
<b>Maternal Age</b>	<20 Years old	87.2	85.2	89.2	1,162	9,965
	20-24 years old	80.5	76.9	84.2	698	20,368
	25-34 years old	75.9	73.7	78.1	2,240	51,191
	35+ years old	71.1	67.6	74.5	965	18,374
<b>Household Income</b>	<\$20,000	82.1	79.3	84.8	1,482	31,783
	\$20,000-\$39,999	76.9	73.1	80.6	836	19,040
	\$40,000-\$59,999	73.9	68.5	79.3	442	8,534
	\$60,000-\$99,999	70.9	66.4	75.3	611	9,907
	\$100,000 and more	66.7	63.0	70.4	723	11,548
<b>Marital Status</b>	Married	72.2	70.1	74.4	2,522	52,271
	Never Married-Living together	81.1	78.3	83.9	1,430	30,150
	Unmarried/Not living with partner	85.4	82.1	88.7	1,062	16,408
<b>Education</b>	Less than High School	82.1	78.9	85.3	1,022	25,500
	High School	78.5	75.3	81.8	1,122	24,427
	Greater than High School	73.3	71.2	75.4	2,743	47,804
<b>Birth Outcome</b>	Preterm	76.2	71.0	81.4	447	9,269
	Low Birth Weight	72.4	66.2	78.6	331	6,903

Note: Ever slept with another person includes always, frequently, sometimes, and rarely. Those who responded with 'always,' 'frequently,' 'sometimes' or 'rarely' were recorded as 'ever slept with another person.' Unmarried/Not living with a partner includes divorced, widowed, separated and never married living apart.