


## Other Special Animals

**BIRDS** should be transported in a secure travel cage with extra cage liners, a blanket and a plant mister (for cooling). Feed fruit and vegetables with a high water content.

**SNAKES** can be transported in a pillowcase but must be transferred to more secure housing at the evacuation site. Take a heat rock and a water bowl large enough for soaking.



**FISH** should be transported in a shatterproof container with a lid, such as an insulated ice chest. Fill only 1/2 to 3/4 full of water and avoid overcrowding the fish. Take food and any equipment needed to keep the water circulated, oxygenated, cleaned and heated as necessary.

**SMALL MAMMALS** (rabbits, hamsters etc.) can be transported in their living cages or secure traveling carriers. Take bedding materials, food, dishes and water bottles.

**HORSES & LIVESTOCK** (llamas, sheep, goats, pigs etc.) require special handling and sheltering. It is extremely important that you have a disaster evacuation plan for them. Start preparing NOW by downloading the free emergency planning booklet:

What Do I Do With My Horse in a Fire, Flood and/or Earthquake?"  
[www.etinational.com/](http://www.etinational.com/)  
 ("click Docs & Forms" link)



**BE THEIR BEST FRIEND ~ MAKE A PLAN!!**

**Pet's Name:**

**Description:**

**License #**

**Microchip #**

**Pet's Name:**

**Description:**

**License #**

**Microchip #**

**Pet's Name:**

**Description:**

**License #**

**Microchip #**

**My Veterinarian:**

**Phone Number:**

**Family or Friend**

**Out - Of - Area Contact Number:**



Los Angeles County  
 Department of Animal  
 Care and Control



Are You  
 and Your Pets  
 Prepared for an  
 Emergency Event?



---

# Your Animal Loved Ones Depend On YOU to Keep Them Safe Don't Let Them Down!


---

## Make A Pet Disaster Kit

The following items should be assembled and ready for a crisis.

Consider 2 KITS: In One ~ put everything you and your pets will need to stay where you are. The Other ~ should be a lightweight, smaller version you can take with you if you and your pets have to get away.

### FOOD, WATER & MEDICATIONS ~



Never let your pets food supply get down to the last few crumbs! The same goes for prescribed or daily medications.

Always keep extra dry and/or canned food & stored water on hand

~ at least a 3 day supply for each pet.

DISHES - for Food & Water, plus a hand can opener.

SANITATION~ Doggie walk bags and plastic trash bags for dogs, bagged pet litter with pan and scoop for kitty.

**Be sure to rotate your supplies so they are always fresh.**

### COLLAR, ID TAGS, & LEASH ~

Dogs should wear a collar with rabies & ID tag at all times. Have collars/harnesses and leashes (with ID tags) for your cats, even if they live indoors. **All** of your pets should be Micro-Chipped.

DOG CRATE/CAT CARRIER for each pet. Crates should have good air circulation, bedding and a cover for sun, rain, ash etc. It should be large enough for your pet to stand, turn around and lie down. **Crate Train** your pets in advance—they will feel much more safe and calm in their “den”.

### YOUR PET'S IMPORTANT INFO ~


Include a photo of each pet (with you in the photo, if possible). Record license, micro-chip & vaccination information along with copies of important medical records and prescriptions. Place in a clear plastic bag & store in your disaster kit.



FAMILIAR ITEMS ~ Favorite toys, treats and bedding can help reduce stress for your pets.

## Make A Plan

Depending on Your Circumstances and the nature of the emergency, the first important decision you will need to make is whether to stay put or get away. You should understand and plan for both possibilities. Watch TV, listen to the radio and check the internet for information and instructions.



**If you are specifically told to evacuate, shelter-in-place or seek medical treatment, do so immediately.**

KNOW WHERE TO GO ~ Make arrangements NOW with friends or family members outside of the danger area who will welcome your pets. Also, keep a list of pet-friendly hotels and boarding facilities.

### DEVELOP A BUDDY SYSTEM ~

Make plans with your neighbors to care for or evacuate your pets if you are unable to do so. Show them your disaster kit, exchange contact numbers and pre-plan a meeting place.

